

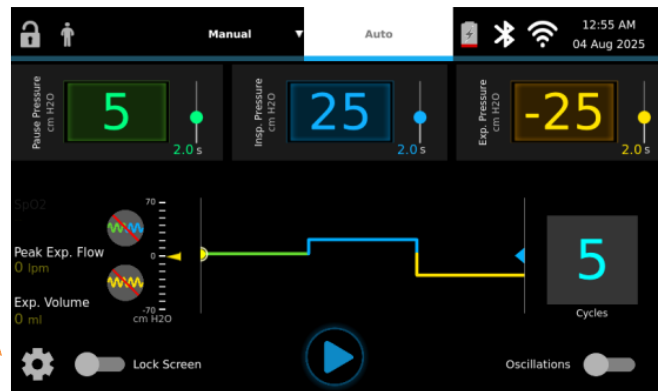
This guide will walk you through how to access the device Administration Tab to:

Export Therapy Data Logs

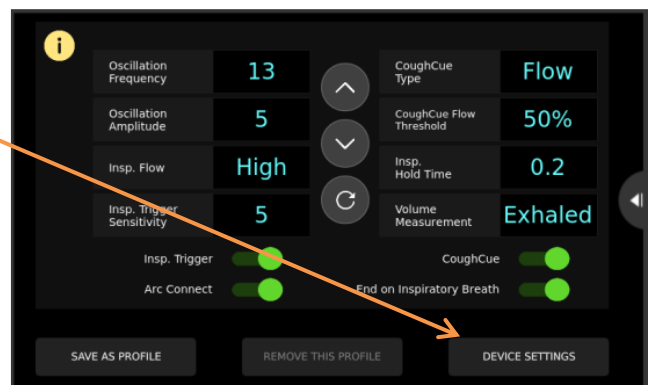
Therapy data logs can be saved onto a USB drive in an encrypted file format and the file can then be decrypted via the Arc Connect website, <https://arcconnect.abmrc.com>.

Tools Needed: USB Drive – Formatted to FAT32

1. Press the Settings icon 



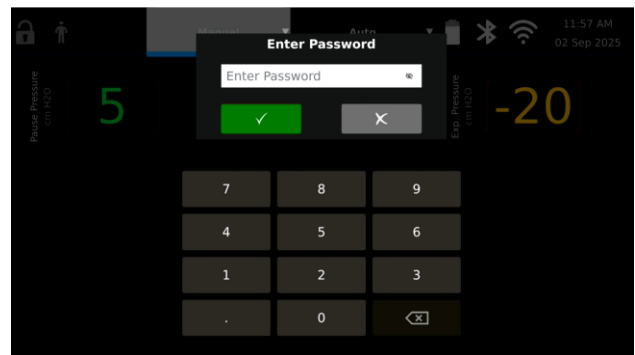
2. Press the Device Settings tab



3. Press the Administration tab



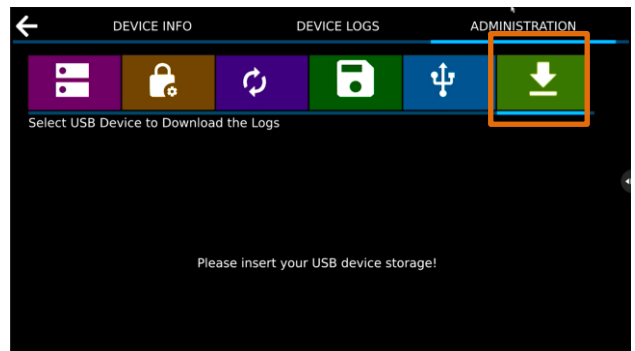
4. A pop-up screen will appear asking for password, enter the password: 11012018



5. Press the Download Icon

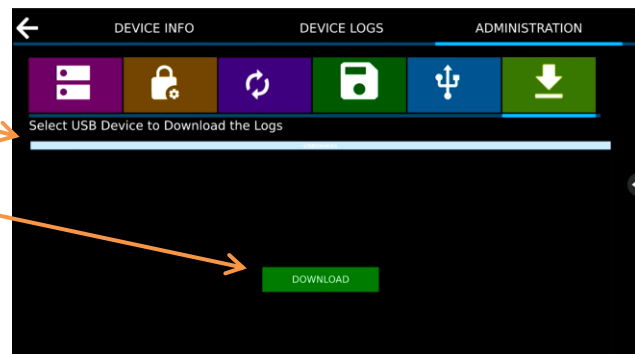


insert your USB drive into the USB port on the side of your device

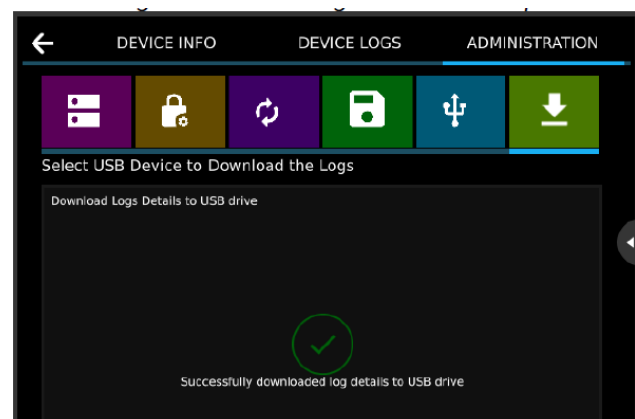


6. Press USBDevice1 then

Press Download



7. Once the logs are downloaded, the following screen will appear



BiWaze® and ABM Respiratory Care® are trademarks of ABMRC, LLC.
©2025 ABMRC, LLC. ALL RIGHTS RESERVED. PRTN-1585539264-1258 Rev 1.0 OCT 2025

For further information about this product or a service, visit our webpage:
www.mec.com.au or call 1300 632 633

