

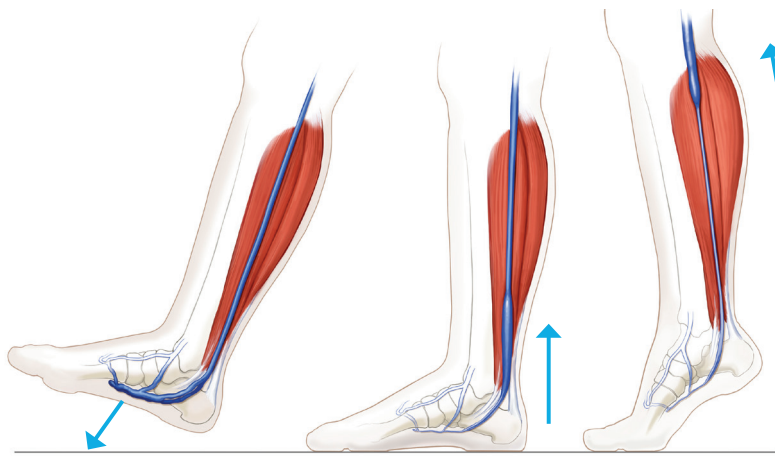
A-V Impulse™ Foot Compression System

A STEP BEYOND DVT PROPHYLAXIS.

Improves outcomes through
swelling reduction and
improved mobility.¹⁻⁷

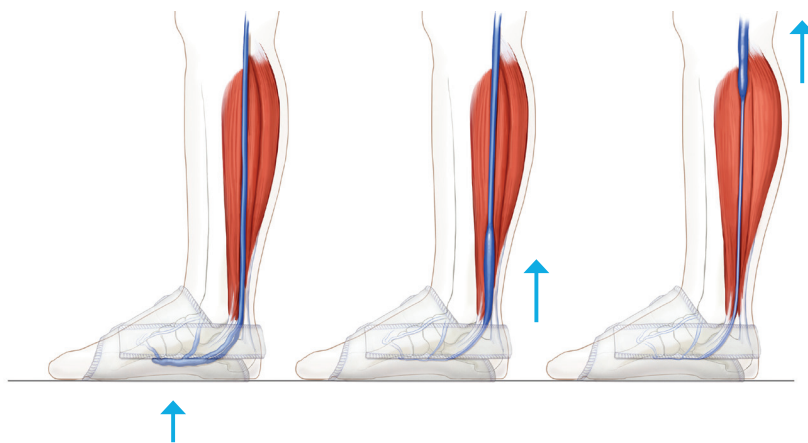


Mimics the Natural Haemodynamic Action of Normal Ambulation



The natural sequence of physical venous flow

With every step, the plantar arch is flattened, causing the venous plexus to empty. This action sends a column of blood up to the heart, allowing plexus to refill.



A-V Impulse™ RAPID foot compression system mimics physical venous flow

The Impad™ features a hard rigid sole designed to contain and direct the impulse directly to the bottom of the foot. This action mimics the haemodynamic effect of ambulation by flattening the plantar plexus and completely evacuating blood from the bottom of the foot.

Expanded indications
for better
patient
outcomes

Doctors and Nurses



Beyond a clinically proven solution for DVT & PE Prophylaxis, the A-V Impulse™

Rapid Foot Compression System is indicated to reduce oedema and for circulation enhancement; providing the physician with a single solution for improved outcomes with the clinician and patient in mind.¹⁻⁶

Patients



Beyond a solution for DVT & PE Prophylaxis, the A-V Impulse™ Rapid Foot Compression System

improves outcomes through swelling reduction and improved mobility.¹⁻⁷

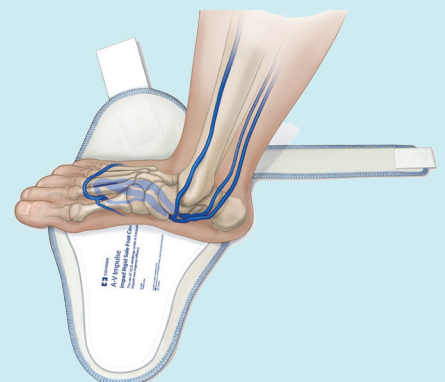


Default Operating Specifications

- 130 mmHg pressure
- 0.4 second rapid inflation simulates the weight bearing process
- 1 second hold time
- 20 second deflation

Unique Design Features

- Rigid sole
- Vent holes
- Cushioned foot cover
- Anatomically shaped bladder
- Dorsum wrap



A-V Impulse™ Foot Compression System

A Step Beyond DVT Prophylaxis

Distributed By

Medical Equipment Centre
5/18 Flinders Parade
North Lakes QLD 4509

(07) 3886 2470

www.mec.com.au



The Medical Equipment & Consumables Centre

Comfort

Sweat, heat, itchiness, pressure and skin irritation are the top five discomfort factors patients experience with pneumatic leg compression. The A-V Impulse™ Impad rigid sole foot covers feature elements to address patient comfort and satisfaction in an effort to improve compliance.

Sweat

Vent holes in the bladder circulate air between the patient's foot and Impad following each compression

Heat

Impads cover less surface area than other forms of pneumatic compression, reducing the amount of area where heat could be trapped against a patient's skin

Itchiness

Impads are lined with a soft, polyester material to minimize patient discomfort

Pressure

Pressure parameters are adjustable to maximise comfort for patients with sensitive extremities

Skin irritation

Impads are anatomically shaped and comprised of soft, foam polyester-lined material to cushion the patient's foot during use

Fitting

For improved efficacy, apply T.E.D.™ Anti-Embolism Stocking or stockinette over the foot and ankle as required. Avoid wrinkles.

Select size of Impad™ foot cover. Place foot centrally as shown.

Wrap inside of the foot cover over top of foot. Overlap outside of foot cover. Secure the strap around the heel.



Ordering Information

Code	Description	Size (cm)	Qty/Case
A-V Impulse™ System Foot Pump			
AV6000-AUS	Dual channel controller		1 each
Impad™ Rigid Sole Foot Cover Latex Free			
5065-	Regular right and left foot	37-41	4 pairs
5075-	Large right and left foot	42-47	4 pairs
Tubing Assembly			
AV810-01	Blue Air Hose 3m		1 each
AV820-01	Red Air Hose 3m		1 each

- Gardner AM, Fox RH, Lawrence C, Bunker TD, Ling RS, MacEachern AG. Reduction of post-traumatic swelling and compartment pressure by impulse compression of the foot. *J Bone Joint Surg Br.* 1990;72(5):810-815.
- Myerson MS, Henderson MR. Clinical applications of a pneumatic intermittent impulse compression device after trauma and major surgery to the foot and ankle. *Foot Ankle.* 1993, vol. 14 (pg. 198-203)
- Pitto RP, Hamer H, Heiss-Dunlop W, Kuehle J. Mechanical prophylaxis of deep-vein thrombosis after total hip replacement: a randomised clinical trial. *J Bone Joint Surg Br.* 2004;86:639-42.
- Stöckle U, Hoffmann R, Schütz M, von FC, Südkamp NP, Haas N. Fastest reduction of posttraumatic edema: continuous cryotherapy or intermittent impulse compression? *Foot Ankle Int* 1997 Jul;18(7):432-438.
- Stanks GJ, McKenzie NA, Grover MI, et al. The A-V impulse system reduces deep vein thrombosis and swelling after hemiarthroplasty for hip fractures. *J Bone and Joint Surg* 1992; 74-B:775-778.
- Windisch C, Kolb W, Kolb K, Grützner P, Venbrocks R, Anders J. Pneumatic compression with foot pumps facilitates early postoperative mobilisation in total knee arthroplasty. *Int Orthop.* 2011;35(7):995-1000.
- K. T. Delis, A. N. Nicolaidis, J. H. Wolfe, G. Stansby. Improving walking ability and ankle brachial pressure indices in symptomatic peripheral vascular disease with intermittent pneumatic foot compression: a prospective controlled study with one-year follow-up. *J Vasc Surg.* 2000 Apr; 31(4): 650-661. doi: 10.1067/mva.2000.103969

cardinalhealth.com.au

Cardinal Health Australia.

Level 2, 5 Eden Park Drive, North Ryde NSW 2113. © 2019 Cardinal Health. All Rights Reserved. CARDINAL HEALTH, the Cardinal Health LOGO and ESSENTIAL TO CARE are trademarks of Cardinal Health and may be registered in the US and/or in other countries. All other marks are the property of their respective owners. 1499-05-19

